

# 1.1



NAME: \_\_\_\_\_



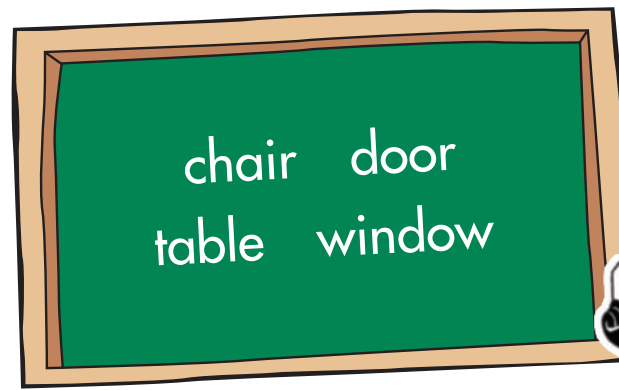
**In my classroom**

Chair and table,  
Window and door,  
Window and door,  
Window and door,  
Chair and table,  
Window and door,  
In my classroom!

Chair and table,  
Window and door,  
Window and door,  
Window and door,  
Chair and table,  
Window and door,  
In my classroom!


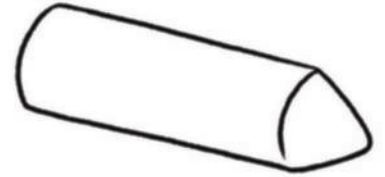



- Sing the song.
- Put the stickers so the classrooms look the same.
- Point and name the objects.
- Colour the table so it is the same.



bag book crayon pencil

1.2



NAME: \_\_\_\_\_



**Show me pink**

*Pink, pink, show me pink!*  
*Pink, pink, show me pink!*  
*Pink, pink, show me pink!*  
Show 🎵 me 🎵 pink!



**Show me purple**

*Purple, purple, show me purple!*  
*Purple, purple, show me purple!*  
*Purple, purple, show me purple!*  
Show 🎵 me 🎵 purple!

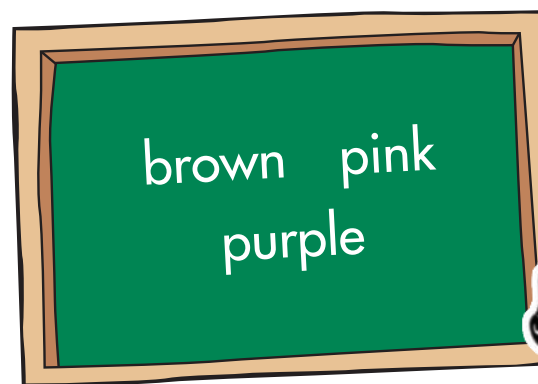


**Show me brown**

*Brown, brown, show me brown!*  
*Brown, brown, show me brown!*  
*Brown, brown, show me brown!*  
Show 🎵 me 🎵 brown!




- Sing the songs.
- Name the colours.
- Trace the lines.
- Colour the pictures.



🐾 crayon 🐾 dog 🐾



1.3



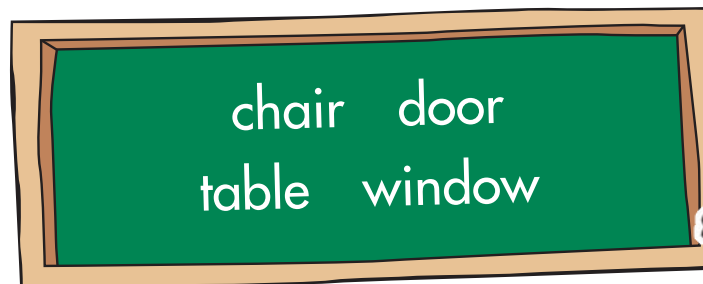


NAME: \_\_\_\_\_


## The squeaky chair



- Let's read the story.
- Point to the door.
- Circle who knocks on the door.



1.4



© Richmond Publishing  
This free sample content  
is for teacher review only  
and may not be copied or sold.

Lesson

4

Unit 1

Consolidation

School

- Name the colours.
- Listen and put the stickers in the right place.
- Name the objects.

chair door  
table window  
brown pink purple

✿ orange ✿

NAME: \_\_\_\_\_

Optional

What colour is your classroom table?

