

1 Listen and number. 



Please be silent!



2 Match the sentences with the pictures.




library



school hall



cafeteria



doctor's office

Please don't throw trash.

Please don't run.

Please don't make noise.

Please don't stand up, be careful!



3 Look at the picture and complete the sign.





Please don't scare the fish at the aquarium.

1 Read and attach the stickers.



• Listen and check your answers.



Can we take pictures?

1 Read and circle.

1. Can I bring my camera?



2. Can we go to the gift shop?



2 Unscramble and write the questions.

- snack / I / can / buy / a _____ ?
- we / pet / the / can / monkey _____ ?
- take / can / we / pictures _____ ?
- I / to / go / can / bathroom / the _____ ?
- can / have / I / apple / an _____ ?

• Look and number the pictures.



Whose backpacks are they?
They're ours. They're theirs.

1 Listen, attach the stickers and chant.  3  1B

It's Ours! It's Theirs!

It's our school!

Mine, yours, his, hers,



Whose bus is it?

Whose bus is it? Whose bus is it?

2 Look and write T (true) or F (false).



1. Whose bus is it?



2. Whose uniforms are they?




3. Whose backpack is it?



4. Whose school is it?



5. Whose tennis shoes are they?



6. Whose mascot is it?





1 Read and attach the stickers.



Ants

They live in colonies. There are worker ants and a queen ant in a colony. Queen ants lay eggs. The worker ants feed the queen. Ants communicate through chemicals. When a worker ant finds food, it emits a chemical trail. Other worker ants smell the chemical and can find the food. A worker ant lives for one to three years, but a queen ant can live for thirty years!




Dragonflies

They have long bodies and four transparent wings. They can fly in six directions: up, down, forward, backward and side to side! Dragonflies lay their eggs in the water, and young dragonflies live in the water. They leave the water when they are adults. They eat flies, ants, mosquitoes and butterflies!



Fireflies

They live in hot and humid places and are active at night. Their bodies are brown, but they can produce red, green and yellow light! Fireflies make light from special chemicals in their abdomen. They use the light to find other fireflies at night.



Crickets

They have long antennae, wings and thick back legs. They can jump and fly. Male crickets can also sing or "chirp." They chirp to attract female crickets. To make this sound, they rub their wings together. When it is hot in the summer, crickets chirp louder. In Japan, some people keep crickets as pets!



• Read and match.

They can fly in six directions.

They can produce light.

Males chirp to attract females.

They communicate through chemicals.

ants

crickets

fireflies

dragonflies

They are pets in Japan.

The workers feed the queen.

They are active at night.

They eat flies and mosquitoes.

1 Listen, attach the stickers and sing.  4 

Caterpillar, Caterpillar

Caterpillar, caterpillar, up in the tree.
Where do you come from? Please tell me.
Tiny little eggs under a leaf,
Oh so difficult for me to see!
Then you are a caterpillar, long and green,
With one goal in life—to eat, eat, eat!
Build a little house called a cocoon.
Sleep a little while. I'll see you very soon!
Wake up now. I can't believe my eyes!
Leaving your cocoon. What a big surprise!
Now you are a butterfly with wings so new.
Fly far away, up into the blue!



2.

3.

5.

4.

Project

Make a bug exhibit.



This is a cockroach.
I don't like cockroaches.
They can run very fast!



- Present your exhibit to the class.

1 Listen and number.  5




• Look and circle **T** (true) or **F** (false).

- | | |
|------------------------------------|-------|
| 1. She's looking at souvenirs. | T / F |
| 2. They're listening to the guide. | T / F |
| 3. She's taking a picture. | T / F |
| 4. He's eating a snack. | T / F |
| 5. He's buying a souvenir. | T / F |
| 6. It's posing for a picture. | T / F |
| 7. She's explaining the exhibit. | T / F |

• Correct the false statements in your notebook.

Rule of Thumb

 What's he doing?
He's taking a nap.
What are they doing?
They're buying a snack.




I'm not listening to the radio.
Is he buying candy? No, he isn't.

1 Look and underline the correct option.

Field Trip to the Reptile and Dinosaur Museum



He's listening to the guide.
He isn't listening to the guide.



It's eating a bird.
It isn't eating a bird.



They're standing in line.
They aren't standing in line.

2 Point, ask and answer with a classmate.



I'm holding a dinosaur!



We're watching a movie.



I'm taking a nap.



It's sleeping.



We're sitting down.



I'm riding a horse.



I'm buying candy.



We're drinking milk.

Are they drinking milk?



No, they aren't.
They're drinking soda.

Can I have a ticket, please?

1 Read and circle the answers.

The City Aquarium

Marine Life Exhibit

Cost: \$8

Time: 2 pm

1. What type of event is it? a) It's an IMAX 3D movie. b) It's a marine life exhibit.
2. Where's the event? a) It's at the City Zoo. b) It's at the City Aquarium.
3. How much does it cost? a) It's eight dollars. b) It's eleven dollars.
4. What time does it start? a) It starts at two o'clock. b) It starts at twelve o'clock.

• Choose an event and make a ticket.

Piano
Concert

Puppet Play

Space Movie

Children's Art show

Bug Exhibit



2 Listen and practice with a classmate.  6

Can I please have a ticket for the dinosaur exhibit tour at six o'clock?

Sure. Ten dollars, please.



Here you are.

Thank you. Here's your ticket. Enjoy the tour!

• Role-play buying a ticket.



1 Listen, color the objects and recite the poem.  7

Messy Marvin

I'm Messy Marvin. I'm looking for my **sink**.
 I'm sure it's under here. What do you think?
 It must be in this mess, under all the junk.
 Phew! Can you smell that? It stinks... it's a **skunk**!
 Hey, can you hear that? Can't you hear it sing?
 That's my pet parakeet. Can you find its **wing**?
 Oh, no! In all this mess, I've lost another thing!
 Please help me find my favorite golden **ring**!



2 Listen, repeat and circle.  8

1. sing / sink

2. sing / sink

3. wing / wink

4. wing / wink

5. junk / young

6. junk / young

7. skunk / song

8. skunk / song

9. thing / think

10. thing / think

11. ring / wrong

12. ring / wrong

• **Read and attach the stickers.**  1E

It's a hot day in August in Lakeville. The trees are thirsty and the grass is brown. Many months have passed since the last rain.

Megan and Paul are at a book fair. The fair is located next to a lake that is almost dry. There are many stands and tents full of books. There's a blue tent with colored lights that looks interesting. Megan and Paul want to go inside, but they can't find a door.

"Can I help you?" asks a voice. Megan and Paul turn around and see a thin old man with thick glasses. The man isn't wearing shoes, but he's wearing bright yellow and orange socks. The kids laugh.

"Are you looking for a particular book?" the man asks. "Um, yes," Paul replies, "We're looking for a book about rain."

"Follow me," says the old man, as he opens the tent. The kids follow him inside. There are books everywhere. "Here you are," says the man. "It's the Magic Rain Book."

He gives a heavy purple book to Paul. It smells old. Paul and Megan say "Thank you," but then they notice that the old man is no longer there. They look at each other, surprised. Paul opens the book, and a purple light comes out of the pages.

Suddenly, Paul and Megan are riding on the back of a beautiful purple dragon. They are flying high in the air. Below they see rivers, lakes and forests.



1 Read and match the questions with the answers. 9

1. What's the weather like?
2. What are Paul and Megan looking for?
3. Who speaks to them?
4. What's the old man wearing?
5. What are the kids riding after they open the book?

- A purple dragon.
- Yellow and orange socks.
- A thin old man.
- It's sunny, hot and dry.
- A book about rain.



“Welcome to the Kingdom of Waters,” says the dragon. The dragon is flying toward a large blue lake. In the middle of the lake, there is an island with an enormous house. There are gardens with flowers and fruit trees around it.

“What’s that?” Megan asks pointing downward.

“It’s the king’s island,” says the dragon. There are people working in the gardens, collecting baskets of fruit. Horses pull carts of strawberries and apples.

“Look!” shouts Paul. “Those aren’t horses. They’re unicorns!”

The dragon lands in a field near the king’s house.

“Come with me,” says the dragon. The kids follow the dragon to the doors of the

great house. Two guards open the heavy wooden doors. Inside they can see the king. He looks familiar.

“It’s the old man from the book fair!” Megan whispers to Paul. It is the old man, but now he’s wearing elegant robes and has a gold crown on his head.

“Thank you, Amedrah,” says the king. “Welcome, children! Please, come in. It’s almost time for lunch.”

The dragon bows to the king and leaves. Megan and Paul look out of the window and see the dragon flying away. Megan whispers to Paul, “How do we get home now?” Paul shrugs his shoulders.

The king smiles kindly at them and says, “Let me give you a tour of my home!”

1 Read and circle T (true) or F (false).  10

- | | |
|---|-------|
| 1. Paul and Megan fly on a dragon to the Kingdom of Waters. | T / F |
| 2. They see horses pulling carts of fruit. | T / F |
| 3. Amedrah invites them into the house. | T / F |
| 4. The old man from the book fair is the king. | T / F |
| 5. The dragon eats lunch with the kids and the king. | T / F |

Listening and Speaking

1 Listen and number.  11  2



• Listen again and label with the names.

2 Look at the picture for a minute. In pairs, take turns asking and answering questions. Use the examples below.

Are the children walking in the museum?

Is the teacher taking photos?

What are the monkeys doing?

What is the lion doing?

What are the kids drinking?

1 Read the captions and number the pictures.

Our Trip to the Amusement Park

1. I'm eating a hot dog. Delicious!
2. My friends are riding the roller coaster.
3. Here, I'm playing games.



2 Choose and attach the stickers.  TF

Our Field Trip to the _____

- Complete the title and write the captions.