

Topic 1

What's my favorite sport?

1 What sports do you like? Score them 1–10.

1 = Boo!
I hate it.

5 = It's OK.
I don't know.

10 = Hooray!
I love it.

score:



baseball

score:



hockey

score:



volleyball

score:



tennis

score:



basketball

score:



soccer

✦ Mark (✓) your favorite sport.

2 Choose a sport that you play. Act it out for your classmates to guess.

Language

Vocabulary

Sports Nouns

Sports Verbs

Prepositions of Movement

Sorting Words

Grammar

Present Simple

Prepositions of Movement

Present Continuous for Future

Arrangements

Time Expressions



Skills

Reading

Using *But* for Contrast
Previewing and
Predicting

Listening

Listening for
Prepositions of
Movement
Asking Questions to
Clarify

Speaking

Using a List to
Describe a Topic
Using Tag Questions

Writing

Capitalizing Names

Project

Class Sports Day

Sports Station: Hoop Toss

Equipment	Who is bringing it?
cones	Ramon
hoops	Linda

Station Helpers: Linda, Ramon, Kayla, Sean
Coach: Kayla Referee: Sean

Vocabulary

Sorting Words

To remember new words, sort them by what they describe. For sports words, think about these questions: What is the sport? What equipment do you use? Where do you play?

Sports Nouns

ball
court
diamond
field
goal
hoop
net
pool
volleyball

1 Watch the video and circle. Which two sports does the Captain like? ▶

basketball fencing soccer



✦ Watch again. What's the Captain's new favorite sport?


2 Write the sports words in the correct columns. Some words can go in more than one.

Sports	Equipment	Places

✦ Discuss. What do you need for each sport?

For volleyball we need a net, a ball and a court.

1 Listen and follow.



Present Simple

Use the present simple to talk about routines and activities. The form is the same for **I**, **you**, **we** and **they**:

I **play** tennis.

You **don't play** tennis.

Do they **play** tennis? Yes, they **do**.

With **he**, **she**, **it**:

She **plays** tennis.

He **doesn't play** tennis.



Does he **play** tennis? No, he **doesn't**.

Prepositions of Movement

Use a preposition to describe how things move: I run **around** the track.

✦ Read the comic. Circle the verbs. Underline the prepositions.

2 Look and write the prepositions of movement.



Prepositions of Movement

around
over
through

Sports Verbs

jump
run
throw

1 She **jump / jumps** the hurdles.

2 They **run / runs** the track.

3 The ball **go / goes** the hoop.

✦ Circle the correct verb forms.

A Good Sport

I get the soccer ball and run across the field.

I hear Grandpa cheer, "Go, Eva!"

I try to reach the goal, but the other team blocks me.

I kick the ball to my teammate Margo. She kicks the ball into the goal! We score!

"Great job, Margo!" I shout.

Then the other team gets the ball. They run to our goal.

Samantha tries to stop the ball, but the ball flies past her.

It goes into our goal. The other team scores.

"Good try, Samantha!" I say.

My team plays hard, but we lose the game. I'm disappointed, but I don't complain. I lead my team across the field. We give the other team high fives.

"Good game!" we all say.

Then I see Grandpa.

"I'm proud of you, Eva!" he says.

"Why?" I ask.

"You're a good sport! That's more important than winning!"

Using *But* for Contrast

The word **but** signals a contrast. Read the information that comes before and after the word **but** in a sentence. How are the ideas different?

1 Listen and follow. 

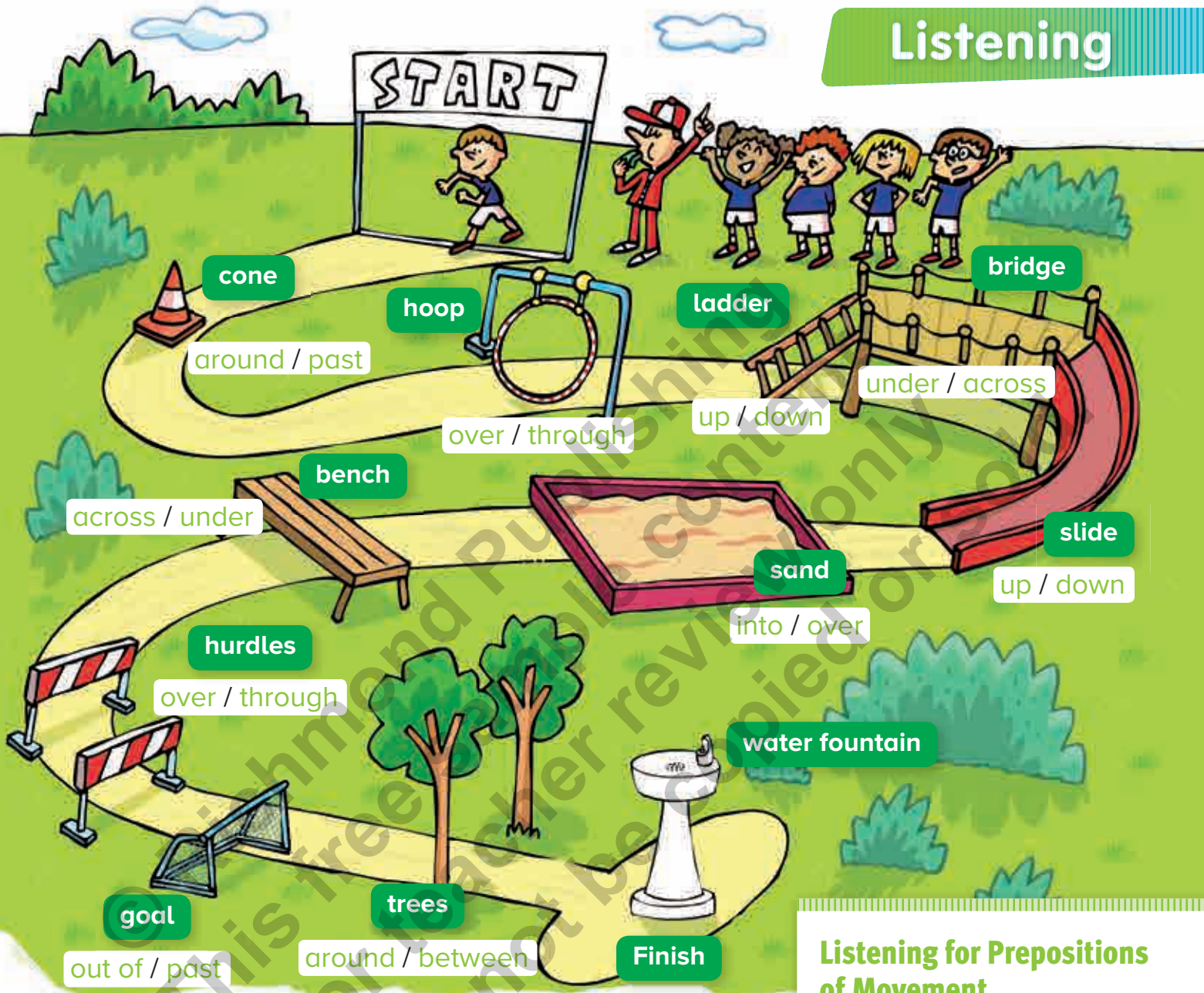
✦ Read the story. What do you think "a good sport" is?

- 1 a person who is good at sports
- 2 a person who is fair and friendly

2 Underline *but* in the story. Then read and match the sentences.

- | | | |
|------------------------------------|-----|---------------------------|
| 1 I try to reach the goal, | | I don't complain. |
| 2 Samantha tries to stop the ball, | but | we lose the game. |
| 3 My team plays hard, | | the ball flies past her. |
| 4 I'm disappointed, | | the other team blocks me. |

3 Discuss. Why does Grandpa say Eva is a good sport?



Listening for Prepositions of Movement

Listen for a verb and a preposition together. Listen for where the movement happens.

1 Look at the obstacle course. Color the Start green. Color the Finish red.

2 Listen and circle the correct prepositions. 4

✦ Listen again. Trace the path. Draw the correct movement for each obstacle.

3 Challenge a partner. Describe a new path around the obstacle course. Your partner follows your path with a finger.

Start at the... Go over the...

Sports Verbs

climb
crawl
skip
slide

Prepositions of Movement

across out of
between past
down under
into up


Speaking

Using a List to Describe a Topic

To describe a topic, think of important facts about it. Say these facts in a short list. Pause between facts. This will help your listener understand.

Sports Verbs

- bounce
- hit
- kick

1 Listen and mark (✓) the correct sport.  5



2 Choose a sport. Write how to play it. Make a list of important facts.



Sport:

How to Play:

✓

✓


✓

✗

3 Describe your sport. Use the facts on your list. Your classmates act out the facts and guess the sport.

1 Complete the facts on the collector's card.

ball baseball bat Brooklyn Dodgers New York nine white and blue



 Team:

Team Colors:

City:

Sport:

Number of Players:

Equipment:

2 Make a collector's card.

- 1 Draw or glue a picture of a player from your favorite team on one side of a card.
 - 2 Write the player's name.
 - 3 Write facts on the back of the card.
- ✦ Check your writing. Do all the names start with a capital letter?
- 3 Share your card with the class. Compare your favorite players and teams.

Capitalizing Names

Begin each word in the names of places, schools and sports teams with a capital letter: **Mexico City**, **Evergreen School**, **Brooklyn Dodgers**.

Topic 1

What's my favorite sport?

✦ Do a class survey.

- 1 Ask, "What's your favorite sport?"
- 2 Count the number of students for each sport. Which sport is the most popular?
- 3 How do you play this sport?



Five, six, seven, eight!

Who do we appreciate?

Our coaches! Our coaches!

They teach us how to play!

They lead us every day!

Let's go, coaches!

Our refs! Our refs!

At every game they're there

To keep us playing fair!

Let's go, refs!



Our fans! Our fans!

Our families and friends!

They all cheer to the end!

Let's go, fans!

Our players! Our players!

Each player plays a role


In scoring every goal!

Let's go, players!

Hey, ho! The team's all here!

Let's all give one last big cheer!

Go... team!



Sports Nouns

coach

fan

player

referee (ref)

team

Sports Verbs

cheer

score

1 Listen to the cheer and follow. 6

✦ Read and label the pictures.

coach fans players referee

✦ Listen again and cheer along.

2 Write a new verse to cheer for your favorite sports team.

✦ Take turns cheering for your favorite team.

1 Read and complete Will's schedule.

Dear Grandma,

I'm excited! I'm playing tennis in the state championship next week!

Mom and I are taking the train to Springdale at three o'clock on Tuesday. We're sleeping in a hotel on Tuesday night. Then I'm playing tennis on Wednesday at nine. We're going to the award ceremony at eleven o'clock on Thursday morning.

Are you and Grandpa coming to the championship? I hope so. You're my favorite fans!

Love, Will

Next Week: Tennis Championship!

Tuesday	3:00	Travel to Springdale.
		Play tennis!
		Go to the award ceremony.

Present Continuous for Future Arrangements

Use a present form of **be** and a verb ending in **-ing** to talk about future arrangements: My team **is practicing** on Wednesday. We **aren't practicing** tomorrow.

Are you running in the race at three o'clock?
What **are you doing** tonight?

Time Expressions

Time expressions give the day or time of a future arrangement: **today, tonight, tomorrow, after school, on Monday, at one o'clock.**

✦ Read again and underline the present continuous verbs.

2 Complete the sentences with the present continuous.

1 I (swim) in a race at four thirty.

2 Grace and Bella (play) soccer tomorrow morning?

3 Our team (run) around the track after school today.

4 We (practice) the hurdles on Thursday.

3 Ask and answer about future arrangements.

What are you doing tomorrow? ...after school? ...at four? ...on Sunday?

Reading

1 Look at the title and pictures. Circle what the text is about.

- 1 Paul's baseball team 2 Paul's arm 3 Paul's caregivers

2 Read the text. Was your prediction correct?

Sports Medicine: A Get-Well Team

Today is March 15. It's the first day of baseball practice. But I can't play with my team. I have an injury. Ouch! My arm hurts. My doctor says, "Don't worry. Rest this week. Then go visit Ms. Ramos and Mr. Davis. Together we can help you get well!"

Paul



I'm a physical therapist. I care for people when they have an injury. Next week, I'm caring for Paul. On March 22 and 29, I'm teaching him new exercises. They can help his arm get better.

Ms. Ramos



I'm a coach. I help athletes practice sports safely. In April, I'm helping Paul. He's coming back to practice on April 1. He's exercising and stretching with the team. But he's not playing baseball until his doctor says it's OK!

Mr. Davis



I'm Paul's doctor. On April 15, I'm giving Paul a checkup. I'm examining his arm again.

Dr. Patel



Previewing and Predicting

Before you read, look at the title and pictures. Predict: What is the text about?

✦ Read again and answer the questions.

- 1 Who helps Paul get well?
- 2 How do they help?

3 Copy and complete the schedule.

Sports Verbs

exercise
hurt
stretch

March		April	
15–21	Rest.	1–14	_____ and _____ with the team.
22 & 29	Practice new _____.	15	Checkup with _____.

1 Listen and circle. What is the teacher describing? 

- 1 a daily class routine 2 a school sports day 3 after-school activities

2 Listen again for the times. Write them in the schedule.

✦ Listen for the activities. Complete the schedule.



basketball

Morning

.....:

Afternoon

.....:



gymnastics



relay race



volleyball

✦ Listen for the locations. Write O (outside) or I (inside).

3 Choose two new sports for after school. Write the time, activity and location.

After School

.....:

.....:

Asking Questions to Clarify

If you don't understand, ask:

What do you mean?

Could you please explain?

Could you repeat that?

You can also ask for details: **What time...?**

Where...?

✦ Read your schedule for a classmate to write. Take turns and ask questions to clarify.

Speaking

Please come to Avery's party!

Date: _____, October 10 Time: _____: _____

Place: Fairway _____

1 Listen. Complete the party invitation.

✦ Listen again and match.

- | | |
|--|-------------|
| 1 You're coming to my party on Saturday, | don't you? |
| 2 It's at two o'clock, | aren't we? |
| 3 You have some orange cones, | aren't you? |
| 4 We're eating snacks at the party, | isn't it? |

2 Plan a sports party. Write the date, time and place.

Date: _____ Time: _____: _____ Place: _____

Using Tag Questions

You can use tag questions to check information. Use a negative form of **be** or **do** and a pronoun that matches the subject, or just the word **right**: Mom is making snacks, **isn't she?** We have practice today, **don't we?** Mr. Mason is the new coach, **right?**

✦ Role-play a phone call. Talk to a friend about the party.

Use tag questions.

✦ What do you need for your party? List three things.

Item	Who is bringing it?

✦ Find a classmate to bring each item. Use tag questions.

Complete the chart.

You're coming..., aren't you? You have..., don't you? Can you please bring...?

3 Talk about your favorite sports.

Baseball's your favorite sport, isn't it? You like soccer, don't you?

1 Read the plan for the sports station and look at the photo. Answer the questions.

- 1 What activity is at this station?
- 2 What equipment do you need?
- 3 How do you play?

Sports Station: Hoop Toss

Equipment	Who is bringing it?
cones	Ramon
hoops	Linda

Station Helpers: Linda, Ramon, Kayla, Sean

Coach: Kayla Referee: Sean



2 Plan your sports station.

- 1 Choose a sport or activity. How do you play it?
- 2 What do you need? Who is bringing each item?
- 3 Who are the helpers? Decide on a coach and referee.
- 4 Make your plan. Draw a picture of your sport or activity.

3 Share your plan.

We're playing... I'm bringing...

4 Hold a class sports day!

Class Sports Day

Plan a class sports day. Take turns helping at your station and playing sports.

Topic 1

What's my favorite sport?

- 1** Which is your favorite station?
How do you play?
- 2** Talk about your favorite sport.
When are you playing or watching this sport next?