

One world

1



Grammar **G**

to be
possessive adjectives and
possessive 's

Vocabulary **V**

countries and
nationalities
personal possessions
useful adjectives

Functional language **FL**

greetings and
introductions

Skill **S**

before you read

Video **V**

saying hello

Writing **W**

filling in forms

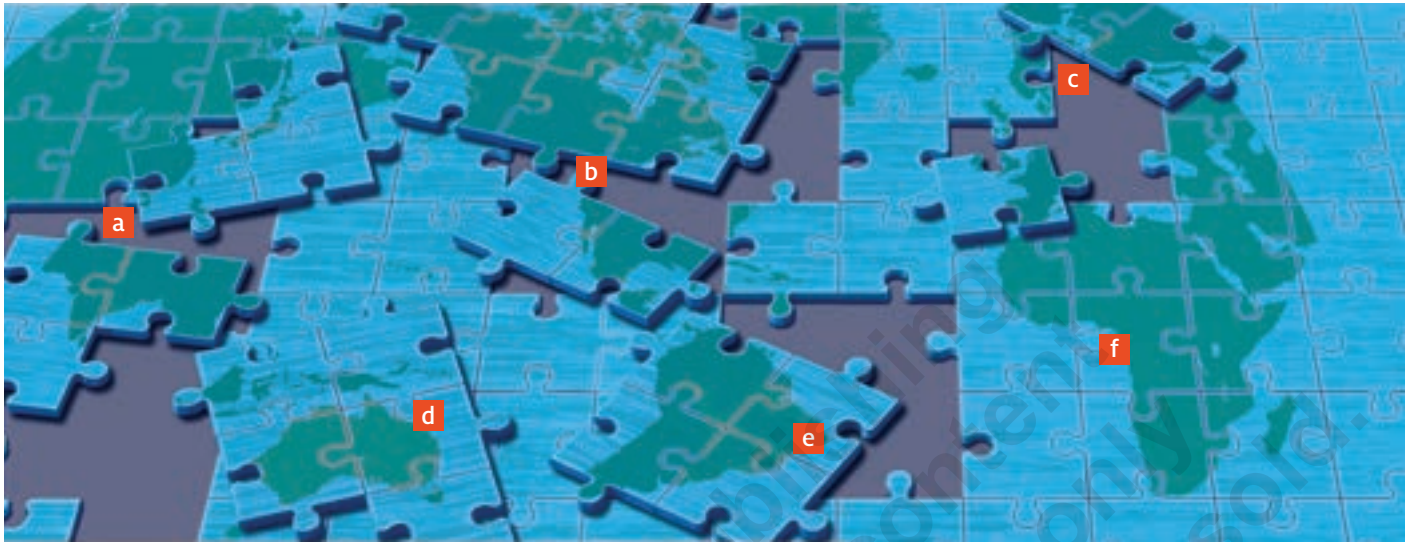
Exams **E**

talking about yourself

The big picture: a message from space

- 1 Look at the picture. In pairs, guess the answers to the questions.
 - 1 Who are the people?
 - 2 Where are they from?
 - 3 Where are they?
 - 4 Who are they talking to?
 - 5 What are they saying?
- 2  1.1 Listen and check your answers.
- 3 In pairs, discuss the questions.
 - 1 Who do you say hello and goodbye to every day?
 - 2 What do you say?

I say hello to my mother every day. I say 'Hola Mamá!'



Vocabulary

1 Look at the picture. Match the continents with the words in the box.

Africa	Asia	Europe	North America
Oceania	South America		

2 a Look at the Vocabulary box. Write the continents in the correct places.

b Complete the nationalities with *-an*, *-ese* or *-ish*.

c Add two more countries to each continent.

V countries and nationalities

Continent	Country	Nationality
(1)	Egypt Morocco Senegal	Egypti..... Morocc..... Senegal.....
(2)	Brazil Colombia Peru	Brazili..... Colombi..... Peruvi.....
(3)	Canada Mexico	Canadi..... Mexic.....
(4)	China India Japan Turkey Thailand	Chin..... Indi..... Japan..... Turk..... Thai
(5)	France Germany Poland Spain	French..... Germ..... Pol..... Span.....
(6)	Australia	Australi.....

1.2 Listen, check and repeat.

3 a **1.3** **word stress** Listen and repeat the countries and nationalities. Notice how the underlined syllables are stressed.

- 1 Morocco Moroccan
- 2 China Chinese
- 3 Turkey Turkish

b **1.4** In pairs, say the words and underline the stress. Listen, check and repeat.

- 1 Japan Japanese
- 2 Poland Polish
- 3 Peru Peruvian

Listening

4 **1.5** Listen to the conversation and answer the questions.

- 1 Where are the people?
- 2 What nationality is the man?
- 3 What nationality is his wife?
- 4 What nationality is the woman?
- 5 Where are her parents from?



Grammar

5 1.5 Complete the conversation with the words in the box. Listen again and check.

am are aren't I'm is isn't
it's not she's they're

- A Welcome, please come in. ⁽¹⁾ this your first visit to Morocco?
 B Yes, it is. ⁽²⁾ a beautiful country.
⁽³⁾ very happy to be here. ⁽⁴⁾ you Moroccan?
 A No, I'm ⁽⁵⁾, actually. I'm Egyptian, but my wife's Moroccan. ⁽⁶⁾ from Rabat, but she ⁽⁷⁾ here at the moment. And you, are you American?
 B Yes, I ⁽⁸⁾, but my parents ⁽⁹⁾
⁽¹⁰⁾ from Poland.
 A Your parents are Polish? That's interesting! Please, have a cup of tea and a cake.
 B Thank you.
- 6 Look at the conversation again. Tick (✓) when we usually use contractions (*they're, isn't, etc.*) or full forms (*they are, is not, etc.*).

	Contraction	Full form
1 Positive sentences	<input type="checkbox"/>	<input type="checkbox"/>
2 Negative sentences	<input type="checkbox"/>	<input type="checkbox"/>
3 Yes/No questions	<input type="checkbox"/>	<input type="checkbox"/>
4 Positive short answers	<input type="checkbox"/>	<input type="checkbox"/>
5 Negative short answers	<input type="checkbox"/>	<input type="checkbox"/>

G to be

+	I'm Italian.	We're Brazilian.	It's Turkish.
-	I'm not Moroccan.	They aren't French.	She isn't Egyptian.
?		Are you British?	Is he from Poland?
Y/N	Yes, I am. No, I'm not.	Yes, we are. No, we aren't.	Yes, she is. No, she isn't.

→ Grammar reference: page 132


7 In pairs, repeat the conversation in exercise 5, changing the countries and nationalities.

8 a 1.6 Choose the correct form of *to be* to complete the text below. Listen and check.

b 1.7 Look at the pictures. In pairs, discuss where the people and things are from. Listen and check.

*Where's the coffee from? Is it from Spain?
No, it isn't. I think it's Italian.*

All over the world, a big smile ⁽¹⁾'re / 's a great welcome, but ⁽²⁾'s / is that enough? Well, no it ⁽³⁾'s / isn't – not always. In many countries, it ⁽⁴⁾'m / 's also important to offer a drink or something to eat. For example, in Morocco it ⁽⁵⁾'s / isn't usually mint tea and cakes – they ⁽⁶⁾'re / 's small, sweet and very good. And drinks and cakes ⁽⁷⁾am not / aren't the only way to give a warm welcome. Where ⁽⁸⁾am / are these people and things from?



Speaking

- 9 What is a typical welcome like in your country?
- 10 Tick (✓) the questions you usually ask when you meet someone for the first time.
- | | | | |
|-----------------------|--------------------------|-----------------------------|--------------------------|
| 1 How are you? | <input type="checkbox"/> | 4 What's your job? | <input type="checkbox"/> |
| 2 How old are you? | <input type="checkbox"/> | 5 What's your name? | <input type="checkbox"/> |
| 3 Where are you from? | <input type="checkbox"/> | 6 What's your phone number? | <input type="checkbox"/> |
- 11 a In groups of three, take turns welcoming each other to your home. Imagine you're from different countries.
- b Tell the class about your visitors.
*This is Juan and this is Carmen. They're students.
Carmen's Spanish. Juan isn't Spanish. He's from Colombia.*

- G possessive adjectives and 's
- V personal possessions



Vocabulary

1 Match the words in the box with the pictures.

V personal possessions

a bag a business card a camera
 a credit card an ID card keys a laptop
 money passports a phone sunglasses
 a wallet

- | | | |
|---------|---------|----------|
| 1 | 5 | 9 |
| 2 | 6 | 10 |
| 3 | 7 | 11 |
| 4 | 8 | 12 |

1.8 Listen, check and repeat.

2 In pairs, say how many of the things you have with you today.

Listening

3 Look at the pictures again. Answer the questions about José.

- 1 What's his full name?
- 2 What nationality is he?
- 3 How old is he?
- 4 What's his address?
- 5 What's his job?
- 6 What's his phone number?

4 **1.9** Listen to José. Which personal possessions does he talk about?

notice

Use **this/that** for singular. Use **these/those** for plural.

Use **this/these** for something near you.

Use **that/those** for something not near you.

- 🔪 before you read
- 📖 useful adjectives

Reading

- 1 In pairs, ask and answer the questions.
- 1 Do you like coffee?
 - 2 When do you drink coffee?
 - 3 Are there many cafés in your town?
 - 4 Do you have a favourite café? If so, what's it like?

🔪 before you read

Before you read a text, look at all the other information to help you understand it.

- Look at the pictures, the title, the presentation, etc.
- Ask yourself questions: *What kind of text is this? Who is the writer? What is it about?*

- 2 a Read the Skill box. Look at the pictures, the title and the headings. Guess the answers to the questions.

- 1 Where is the writer from?
 - a France
 - b Australia
 - c Brazil
- 2 What kind of text is it?
 - a a formal report
 - b a newspaper article
 - c a personal blog post
- 3 What is the topic of the text?
 - a a very small café
 - b Brazilian cafés are different
 - c our world is international

b Read the text and check your answers.

- 3 Read the text again. Complete the table with things that are Brazilian or from other countries.

Brazil	Other countries

An Australian in Brazil

Home About Blog Search

Posted: Wednesday 14 July

It's a small world

I'm in São Paulo in a little café near my apartment. It's a traditional café on the corner of a small side street. In the evening it's crowded and noisy, but at the moment it's quiet and empty. I'm the only person at the bar. I look around. The pictures on the wall are local scenes. The news on the radio is local news. Everything is very Brazilian ... or is it?

The waiter speaks to me in English. Her English is perfect. I ask her where she's from. 'Dublin, in Ireland,' she says. Another waiter is from Spain and their boss is from Argentina. 'You're a long way from home,' I say. 'Yes,' she says, 'I am, but I love it here! It feels like home.'

I agree. This is a great place, and everyone is very friendly. The waiter gives me a menu. There's Brazilian coffee, of course, but there are also coffees from three different continents – South America, Asia and Africa! And it's not only the coffees that are from around the world. The snacks are French and Belgian, the sandwiches are from the USA and Cuba, the pizza is Italian. It's a Brazilian café, but the menu is totally international.

And it isn't just the café. It's the people, it's their clothes, it's the music. It's everything around me! I'm in Brazil, but I could be anywhere!

Is this so unusual? Not really. In fact, it's quite normal in our modern world. Think about it. Our movies are American, our technology is Asian, our food is from all over the world!

This café is a reflection of our lives. We really do live in a global world ... is that such a terrible thing? What do you think?



<i>Hot drinks</i>	<i>Snacks</i>
<i>Coffees:</i>	<i>Sweet:</i>
Blue Mountain 🇯🇲	Crêpes 🇫🇷
Java 🇮🇩	Waffles 🇧🇪
Colombian 🇨🇴	Brigadeiro 🇧🇷
Santos 🇧🇷	Alfajores 🇺🇾
Ruiru 11 🇮🇪	Bolinho de Chuva 🇧🇷
Robusta 🇻🇳	
<i>Teas:</i>	<i>Savoury:</i>
Gunpowder green 🇨🇳	Coxinhas 🇧🇷
Assam 🇮🇳	Philly cheesesteak sandwich 🇺🇸
Sencha 🇯🇵	Medianoche sandwich 🇨🇺
	Pizza slice 🇮🇹

- 4 Complete the text with countries so it's true for you. In pairs, compare your answers.

Your phone is from

Your shoes are from

Your bag is from

Your watch is from

Your music is from

Your car is from

Your lunch is from

Your favourite film is from



- 5 Do you think we live in a global world? Are you happy about it?


Vocabulary

- 6 a Underline all the adjectives in the text in exercise 2.

b Match the adjectives with their opposites in the Vocabulary box.

V useful adjectives

- | | |
|----------------|-----------------|
| 1 quiet | a crowded |
| 2 large | b traditional |
| 3 local | c international |
| 4 modern | d terrible |
| 5 empty | e noisy |
| 6 great | f unusual |
| 7 normal | g little |

 1.15 Listen, check and repeat.

notice

Adjectives come before a noun or after the verb *to be*.

*This is **good** coffee. This coffee is **good**.*

They don't change with plural nouns.

*These are **good** cakes. NOT ~~These are goods~~ cakes.*

- 7 Complete the sentences with adjectives from the Vocabulary box. In pairs, compare your answers.

- I'm from a town.
- My flat is on a street.
- It's in a neighbourhood.
- The shops in my neighbourhood are

Writing

- 8 Read the captions. Then match them with the pictures.

1 This is my favourite street. It's old and very quiet. It's full of traditional little shops and the local people are very friendly!

16 likes 

2 This is my new home. It's a busy, modern neighbourhood with shops and restaurants from all round the world. I love it!

9 likes 

3 This is my favourite Italian restaurant. It's never empty because the food is great and the waiters are very nice.

18 likes 



- 9 In pairs, find a picture of a place that you like. Write a caption for it. Use as many adjectives as you can.

The big picture: saying hello

1 In pairs, match the words that mean 'hello' with the languages in the box. Do you know how to say 'hello' in any other languages?

- | | | | |
|----------|------------|---------|---------|
| Arabic | Chinese | French | Italian |
| Japanese | Portuguese | Russian | Spanish |



2 a Look at the picture of some refugees. In pairs, guess the answers to the questions.

- 1 Where are they from?
- 2 Where are they going?
- 3 How do they feel?

b **1.1** Watch the video and check. How do the people in the town feel about the refugees?

3 In pairs, discuss the questions.

- 1 Do any refugees live in your town?
- 2 Are they welcome?
- 3 Do you think it's important to say 'hello'?
- 4 What other ways can you help refugees in a new town?

4 **1.1** Watch the video again. Match the sentences with the people a–d.

- 1 I'll welcome them with open arms.
- 2 Come in and say hello.
- 3 How do you say 'hello' in Syria?
- 4 When they said 'hello', I wasn't afraid then.



5 **1.2** Watch Sophia and Dev talking about the video. Tick (✓) the ways they say you can help refugees.

- 1 smile and say 'hello'
- 2 give money
- 3 say where the shops are
- 4 say how to use buses
- 5 have a party
- 6 teach English

6 a **1.2** Watch Sophia and Dev again. Do they know each other? How do you know?


b Order the sentences.

- a Not bad.
- b Hi Dev!
- c Hey Sophia. How are you?
- d I'm good, thanks. And you?



Functional language

7 Look at the pictures. Where are the people? Are they meeting for the first time?



8 1.16 Listen to the conversations. Match them with the pictures.

1 2 3

9 1.16 Listen again. Complete the conversations.

Conversation 1

A Excuse me, can I introduce you to Mr Smith?

He's ⁽¹⁾ to the company. Mr Smith,
⁽²⁾ is Diana, she's the head
of the department.

B Pleased to meet you, Diana. Please call me
⁽³⁾

C Nice to meet you, John. Is it ⁽⁴⁾ first
time in Rio?

B Yes, it is. It's a beautiful city!

Conversation 2

A ⁽⁵⁾, let me introduce you to Pablo.
Pablo, this is John, he's a ⁽⁶⁾
from university.

B Hi Pablo, nice to meet ⁽⁷⁾

C Hi John, ⁽⁸⁾ to meet you, too. How are you?

B I'm great. How about you?

C I'm fine, thanks.

Conversation 3

A Hey, Jack! How are ⁽⁹⁾

B Hi Claire, not bad. And ⁽¹⁰⁾

A Good, good. Are you on your break?

B Yes, I am. And you?

A No, I'm on the way home.

B OK, see you later.

A Goodbye.

FL greetings and introductions

Introductions

Can I introduce you to ...?

Let me introduce you to ...

This is ... He/She's ...

Greetings

Hi ... / Hey ... / Hello ...

Nice / Pleased / Great to meet you, (too).

See you later. / Goodbye.

How you are

How are you? / How are things?

Fine. / Great. / Good. / Not bad.

And you? / How about you?

10 1.17 **sentence stress** Listen to the sentences. Notice how the underlined words are stressed. Listen again and repeat.

1 Pleased to meet you.

2 Nice to meet you, too.

3 Let me introduce you to Pablo.

4 I'm great. How about you?

5 How are things?

6 See you later.

Speaking

11 Practise acting out the conversations in exercise 9 using your own names. Try to stress the correct words.

12 In groups of four, imagine you are in a restaurant with a friend. You see a work colleague with someone you don't know. Practise another conversation.

Vocabulary

Countries and nationalities

- 1 a Write the name of:
- a country with a very famous capital city.
 - a very cold country.
 - a very hot country.
 - a big country.
 - a small country.
- b In pairs, compare your answers. Are the countries the same?

- 2 a Write the nationalities for all the countries in exercise 1.

Italy → Italian

- b Underline the stressed syllable in both words.

Italy Italian

Personal possessions

- 3 a In pairs, look in your bags or pockets. Write the names of eight things you find. Are they singular or plural?

- b Tell your partner about the things you find using *this/that* or *these/those*.

This is my wallet. Those are my sunglasses.

Useful adjectives

- 4 a Write the letters in the correct order.

- tuiqe *quiet*
- trgae
- ytmep
- ronaml
- egral
- noremd

- b Write the opposites of the adjectives in 4a.

- c Choose four adjectives from 4a or 4b, and write short sentences.

This is a quiet town. This town is quiet.

Grammar

to be

- 5 Choose the correct form of *to be* to complete the sentences.

- It 's / 'm Paul.
- His surname *is / are* Stevens.
- He 're / 's from Cape Town.
- His telephone number *is / are* 7783451.
- No, he *aren't / isn't* married.

- 6 Write questions for the answers in exercise 5.

What's his name?

- 7 Change the questions. Use *you/your* not *he/his*.
What's your name?

- 8 In pairs, ask and answer the questions in exercise 7. Make a note of the answers.

- 9 Change pairs. Tell your new partner about your partner in exercise 8. Is any of the information the same for all of you?

Possessive adjectives and possessive 's

- 10 a 1.18 Complete the dialogue with the words in the box. Listen and check.

her its my (x2) 's your (x3)

- Cara** Is that ⁽¹⁾ bag, Paula?
Paula No, it's Eva ⁽²⁾ They look the same but ⁽³⁾ bag is dark blue and mine is black.
Cara And are those ⁽⁴⁾ keys?
Paula Yes, they are. Sorry, I'll put them in ⁽⁵⁾ pocket. Oh wait, I can't find ⁽⁶⁾ mobile phone.
Cara What does it look like?
Paula ⁽⁷⁾ case is purple.
Cara It's there on the chair, on top of ⁽⁸⁾ black bag!

- b In pairs, act out the dialogue. Use real objects.

Functional language

Greetings and introductions

- 11 Write the words in the correct order.

- later you see
- me introduce let you a friend to
- meet you to pleased
- are you how ?

- 12 a Complete the dialogues. Use the expressions in exercise 11.

- A** Eva, this is Dani.
B
- A** I'm going home now.
B OK,
- A**
B Fine, thanks. And you?
- A**, This is Sue.
B Nice to meet you, Sue.

- b 1.19 Listen and check. Then stand up and introduce yourself to five people in your class.

Looking back

- Think of three things you can say about yourself.
- Think of two ways to say hello, two to say goodbye and two to say how you are.
- Which lesson or activity in this unit is your favourite? Why?